



Nordea Kredit Investor Presentation 2016 Q2

Published 12 August, 2016

Nordea Kredit

Making it possible

Introduction and contact information

This Investor Presentation has been compiled by Nordea Kredit for information purposes only and offers facts and figures on Nordea Kredit and the mortgage collateral supporting outstanding covered mortgage bonds and mortgage bonds.

If you have any questions, please feel free to contact:

Morten Keil, Head of STF & IB, Copenhagen & Oslo, phone +45 3333 1875

Finn Nicolaisen, First Vice President, TALM Exposures,
phone +45 3333 1625

Contents:

- Nordea Kredit – in brief
- Ratings and OC
- Loan portfolio
- LTV

Nordea Kredit – in brief I

- Founded in 1993, number of employees (in FTEs) 101 (as per 2016 1H)
- New issues are covered mortgage bonds (SDROs), exclusively
- All bonds issued by Nordea Kredit are rated AAA (by S&P) and Aaa (by Moody's)
- Profit before tax 2016 1H, DKK 999m and Cost/Income ratio 11.3%
- Mortgage loans at nominal value 2016 Q2: DKK 383.9bn (2016 Q1: DKK 384.9bn)
- Mortgage loans at fair value 2016 Q2: DKK 392.2bn (2016 Q1: DKK 390.7bn)
- Market share 2016 Q2: 14.9% (2016 Q1: 15.0%)
(Mortgage loans at nominal value as a share of all Danish mortgage bank loans)

Nordea Kredit – in brief II

- Weighted average LTV 2016 Q2: 64% (2016 Q1: 64%)
- Total capital ratio at end of 2016, 1H: 30.4% and Tier 1 capital ratio 30.4% (excl. transitional rules)
- Match-funded “Pass Through” setup complying with the Danish specific balance principle
- Late payments by borrowers 2016 Q1: 0.16% (2015 Q4: 0.16%)
(Residential properties and holiday homes, 3½ months after the March 31, 2016 payment date)
- Danish mortgage banks are regulated and supervised by Finanstilsynet
(The Danish FSA)
- All covered bonds issued by Nordea Kredit are ECBC-labeled – see <http://nordeakredit.dk/> - Investor information

Nordea Kredit – ratings and over-collateralisation

	Moody's		S&P	
	CC 1	CC2	CC1	CC 2
Ratings of issued bonds	Aaa	Aaa	AAA	AAA
Required OC / CE for Aaa and AAA rating, %	0.0	0.0	4.44	2.69
TPI leeway/Unused uplift	7	6	4	4

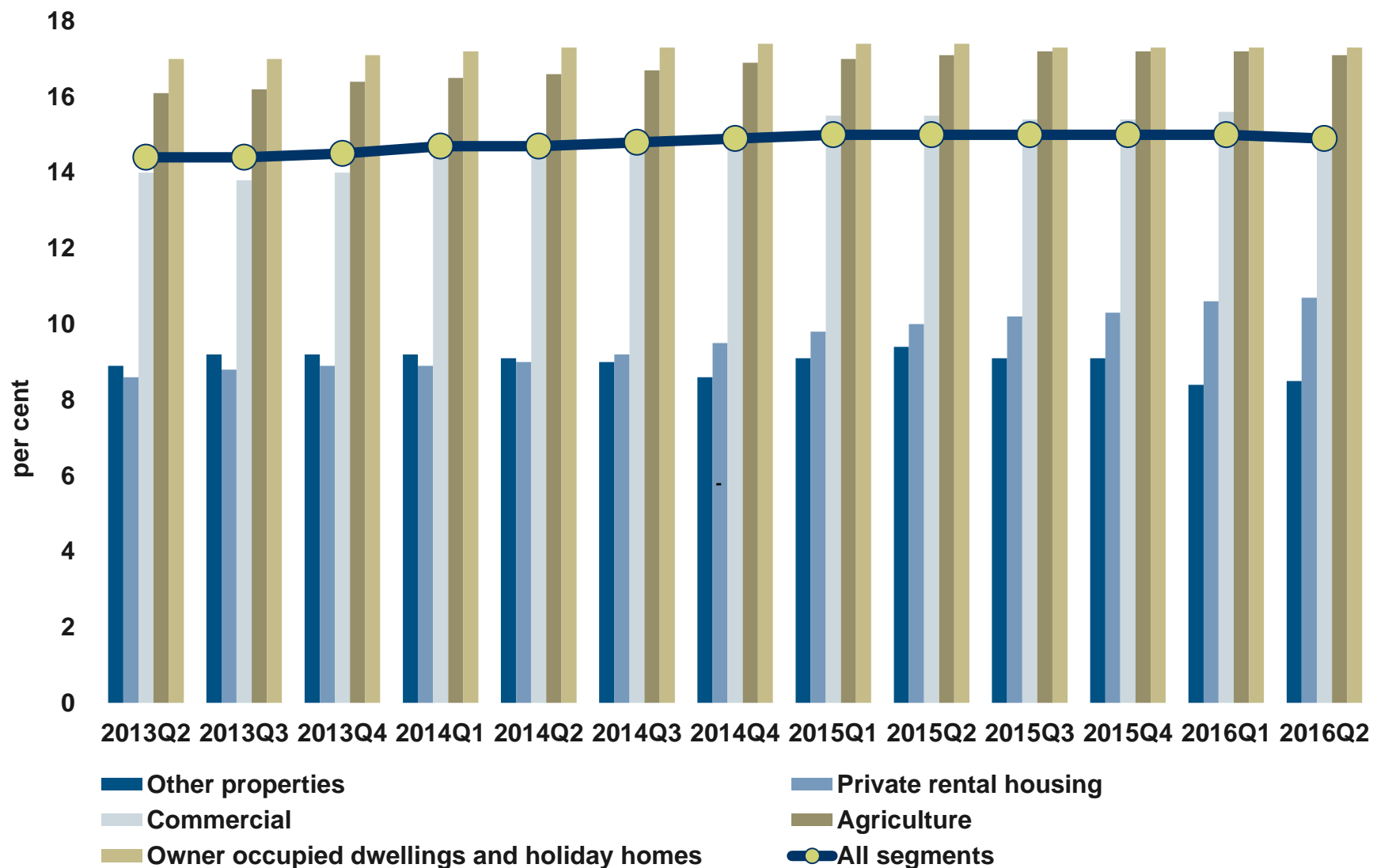
OC and CE requirements as set by Moody's and S&P, respectively
TPI leeway and unused uplift as defined by Moody's and S&P, respectively
OC data in the lower right hand box as computed by Nordea Kredit

OC per Q2 2016, %

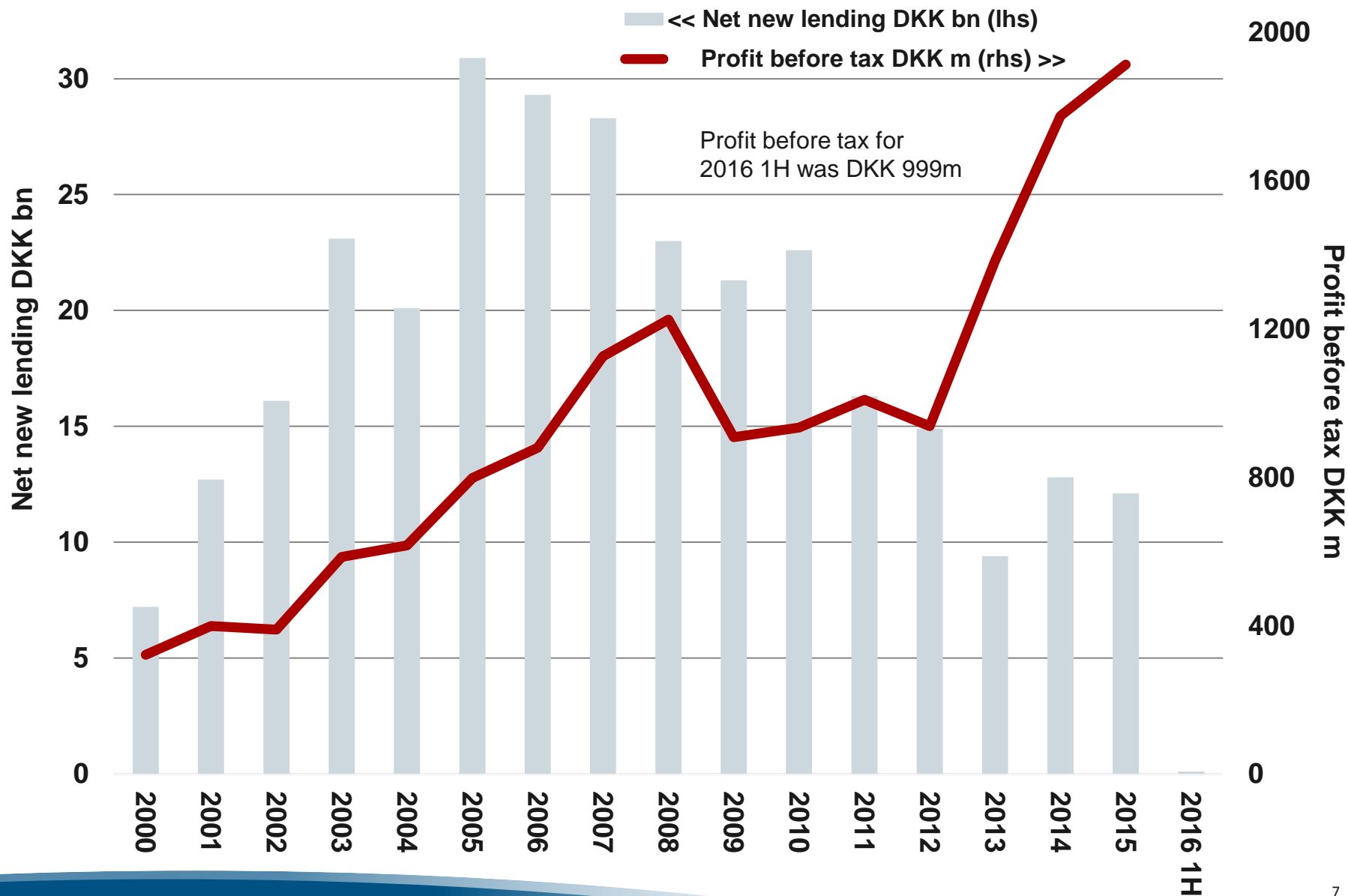
CC1: 10.4

CC2: 11.3

Nordea Kredit's market shares - outstanding loans in per cent of all Danish mortgage credit loans

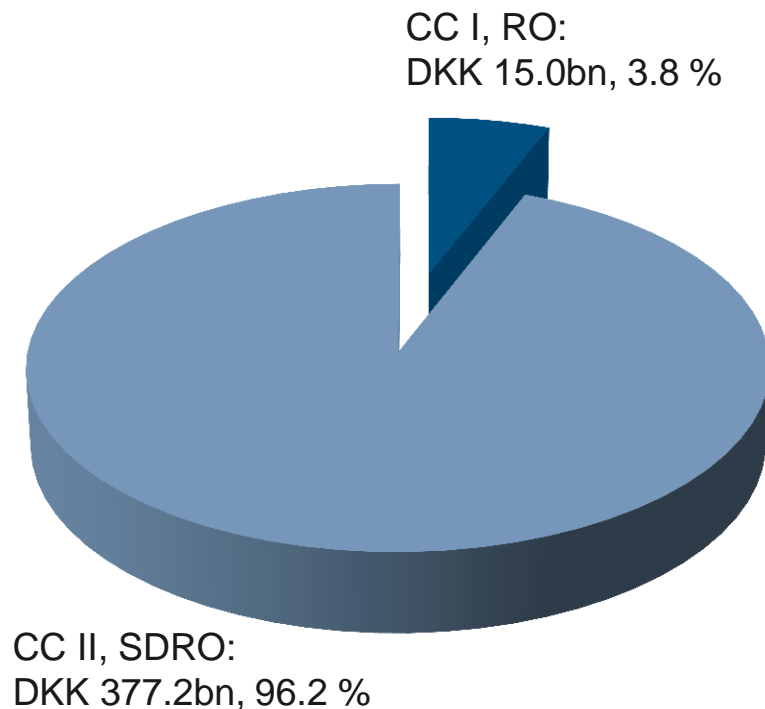


Nordea Kredit – profit and net new lending



Nordea Kredit capital centres

CCs I&II, 2016 Q2: DKK 392.2bn
(mortgage loans at fair value)

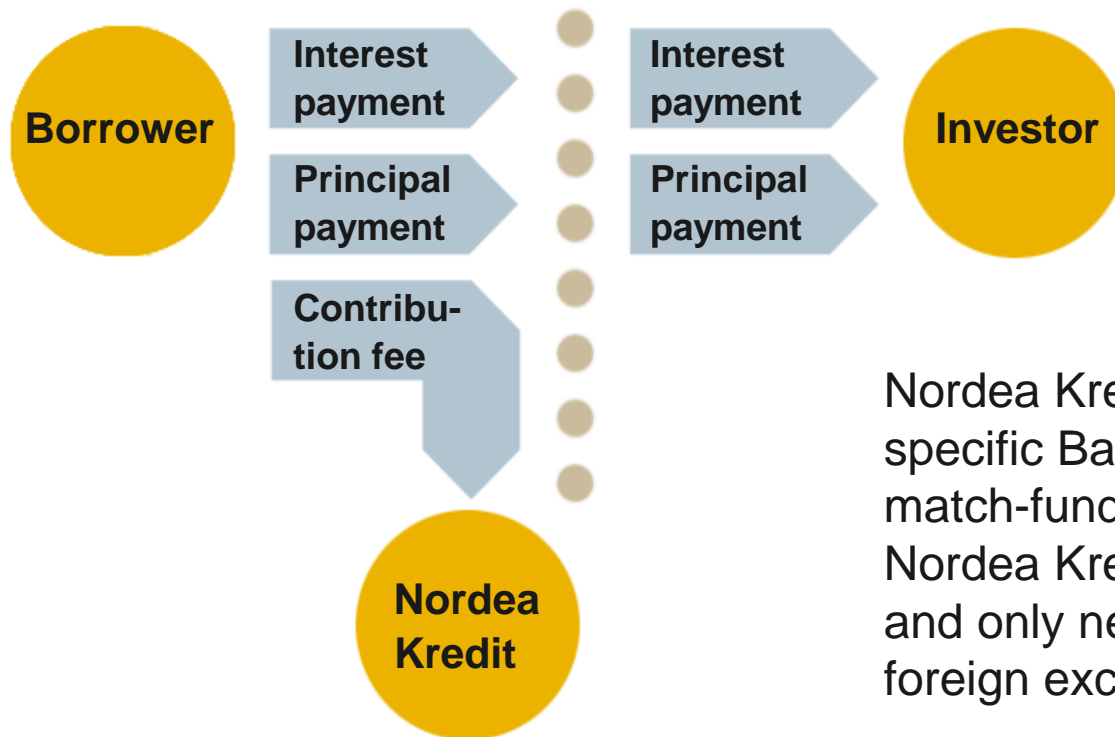


Nordea Kredit has two capital centers:

- CC I: Mortgage Bonds (Realkreditobligationer, "RO")
No open series.
About 82% of the bonds in CC I are grandfathered covered bonds according to UCITS/CRD.
- CC II: Covered Mortgage Bonds (Særligt dækkede realkreditobligationer, "SDRO") are issued out of CC II (2007 -).

All bonds in CC II are covered bonds according to UCITS/CRD.

Match-funded setup due to the specific Balance Principle

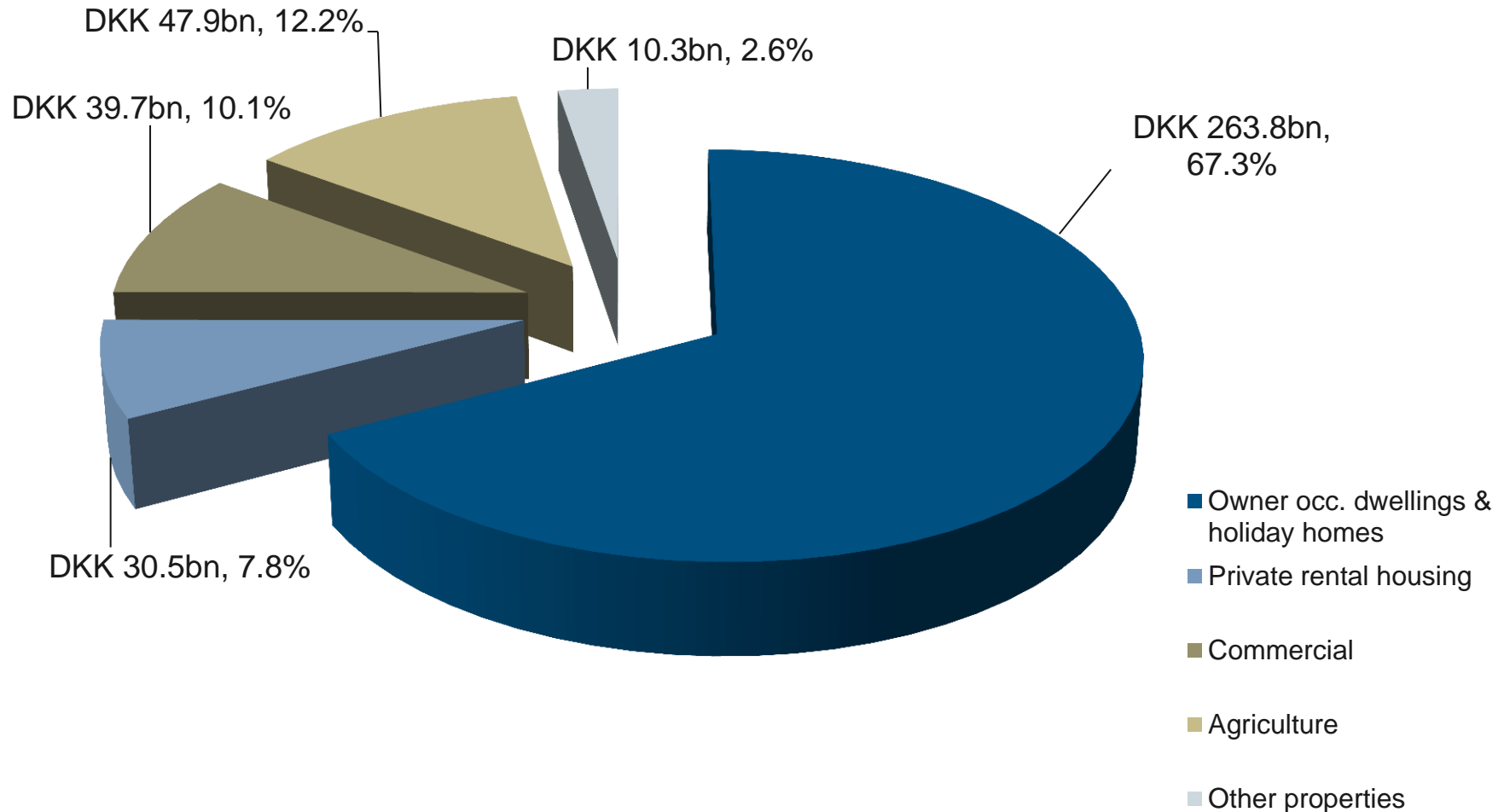


Nordea Kredit complies with the specific Balance Principle and has a match-funded “Pass Through” setup. Nordea Kredit has no prepayment risk and only negligible interest rate and foreign exchange risk.

Nordea Kredit – loan portfolio split by property categories

Capital centres I & II, 2016, Q2 at fair value: DKK 392.2bn

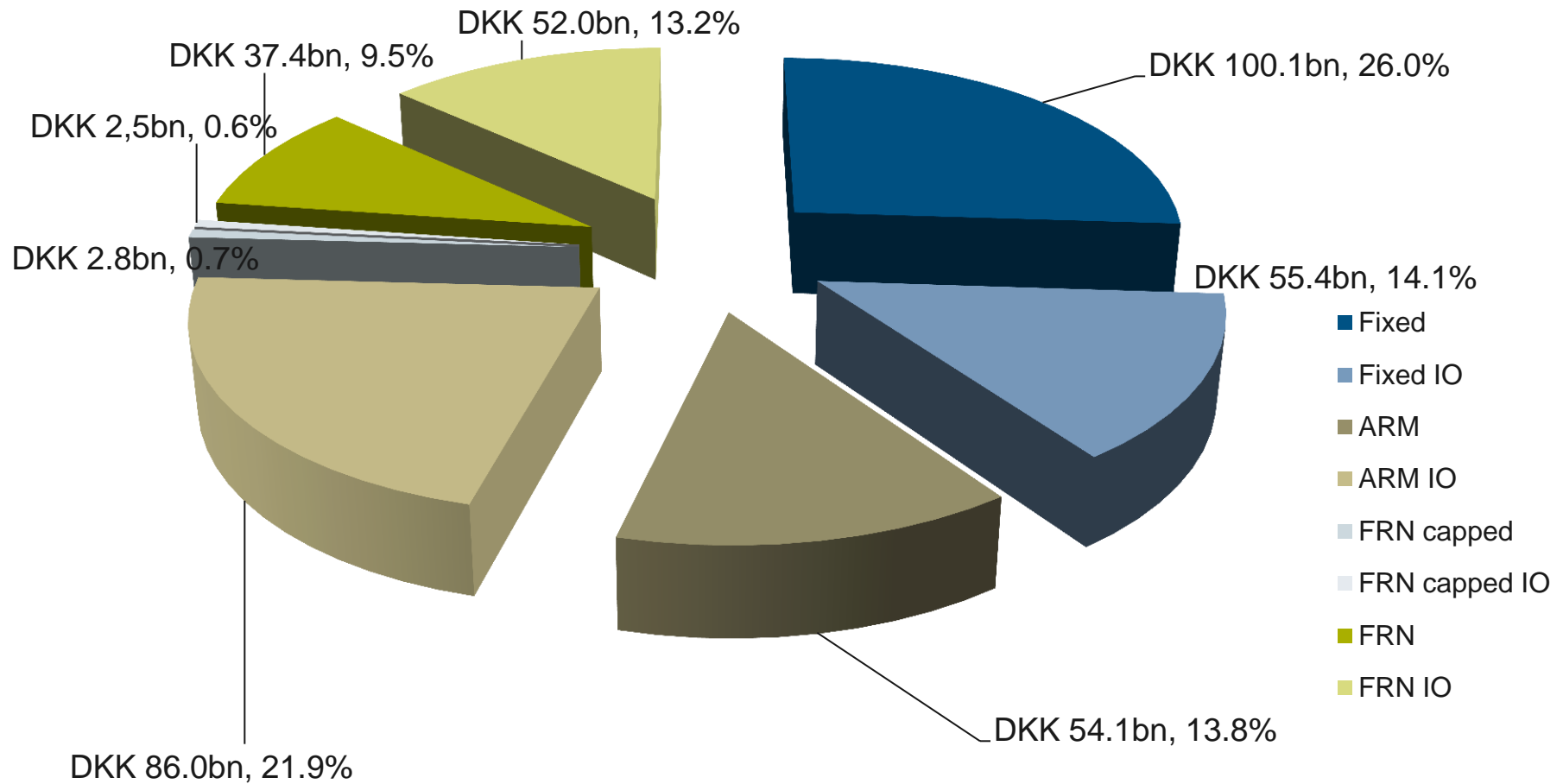
Distribution of all loans by property category



Nordea Kredit – loan portfolio - loan type split

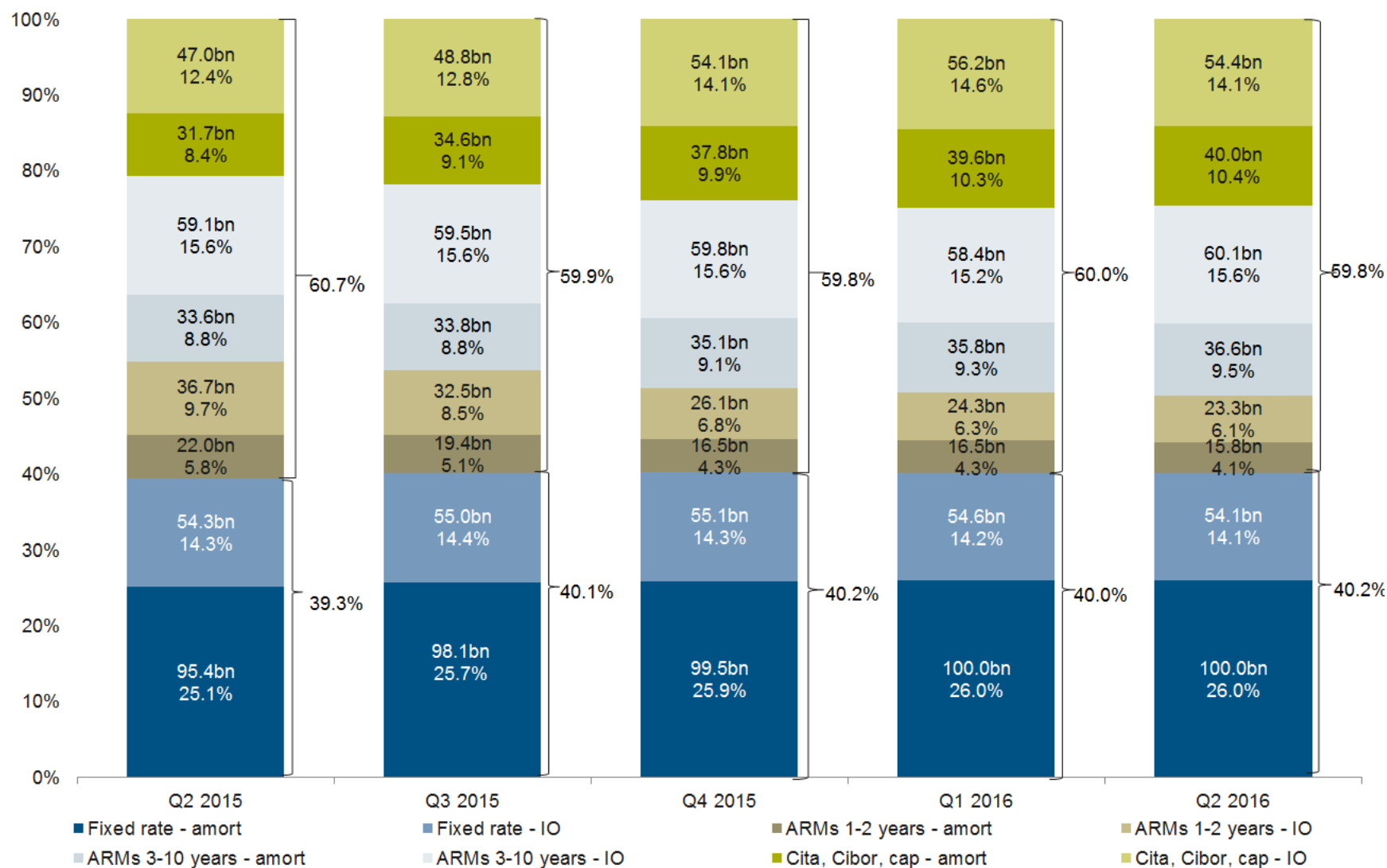
Capital centres I & II, 2016, Q2 at fair value: DKK 392.2bn

Distribution of all loans by loan type



Nordea Kredit – loan portfolio - loan type split

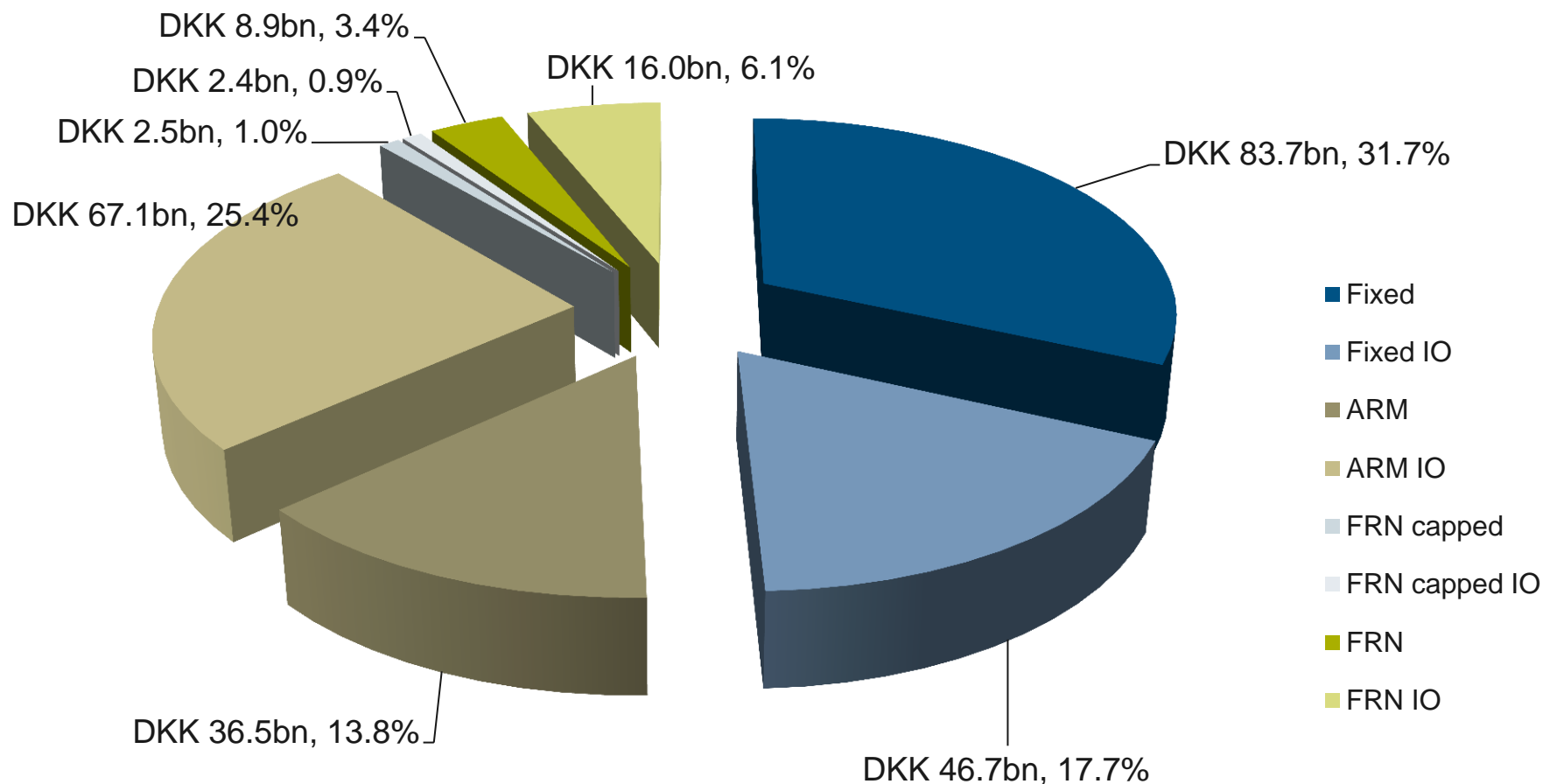
(Developments from 2015, Q2 - 2016, Q2 – nominal value)



Nordea Kredit – loan type split for owner occupied dwellings

Owner occupied dwellings and holiday homes, capital centres I & II, 2016 Q2 at fair value: DKK 263.8bn

Distribution of loans by loan type

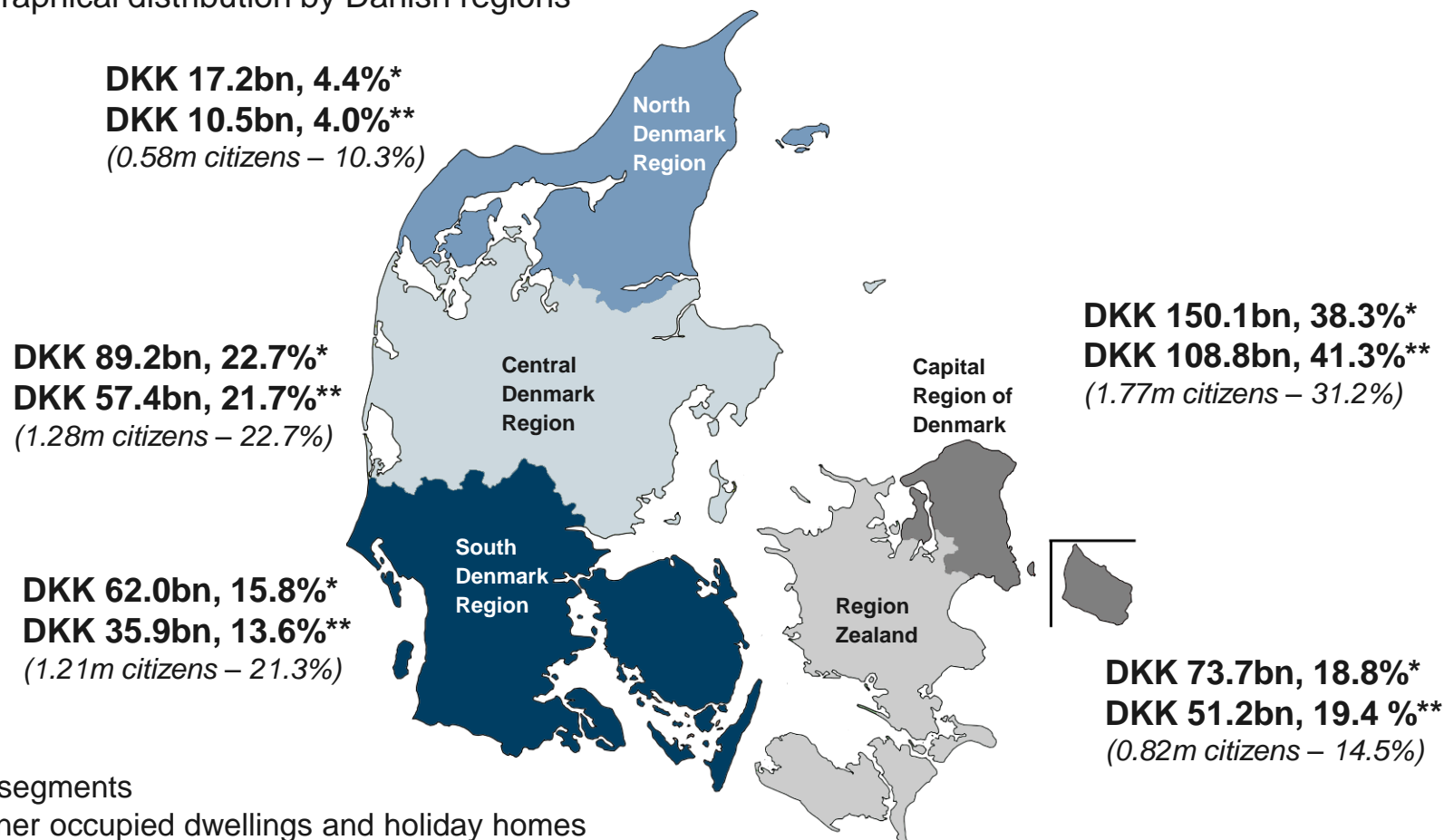


Nordea Kredit - loans by Danish regions and property categories

Capital centres I & II, 2016 Q2 at fair value: All property categories: DKK 392.2bn

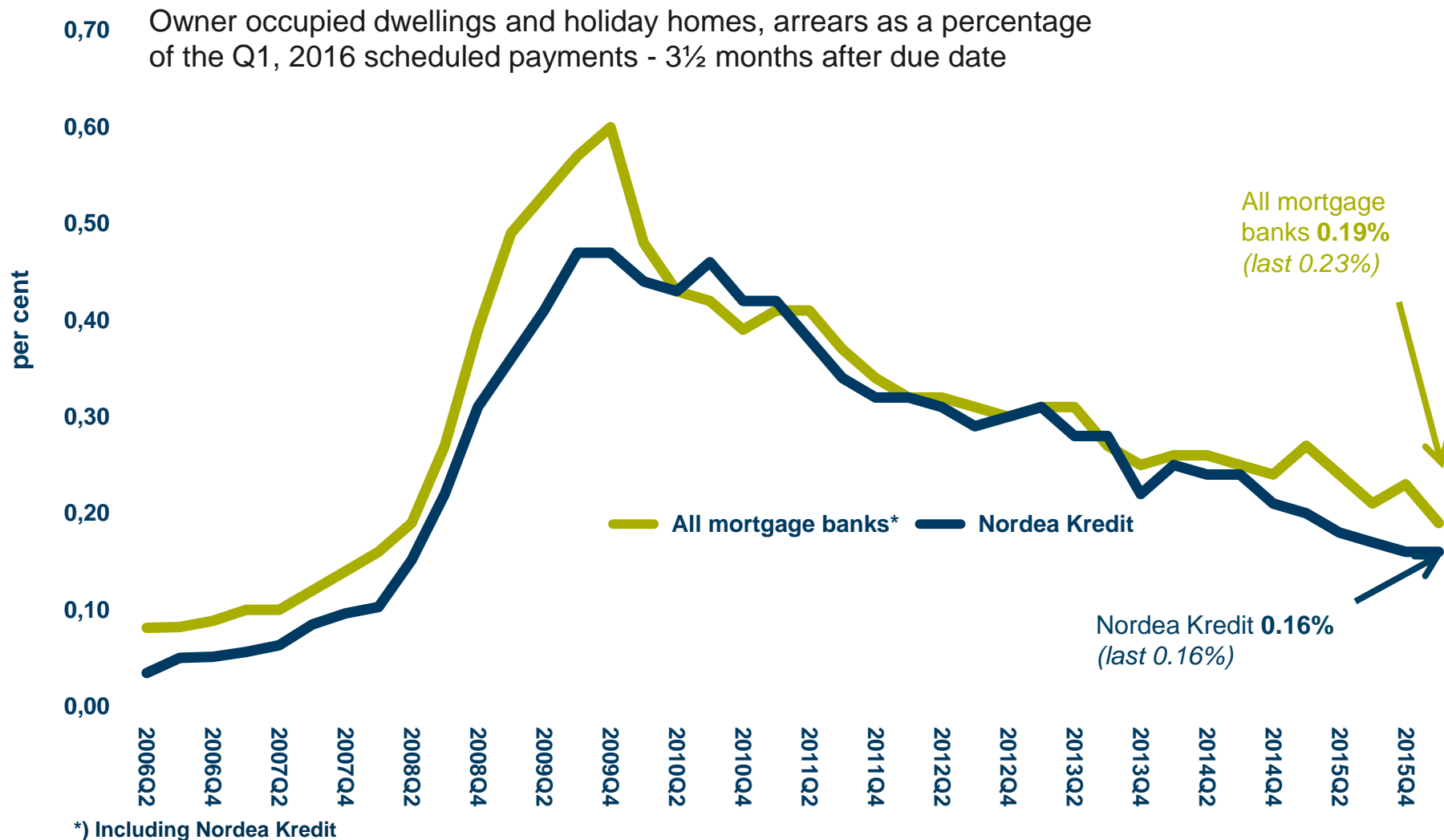
Owner occupied dwellings & holiday homes: DKK 263.8bn

Geographical distribution by Danish regions

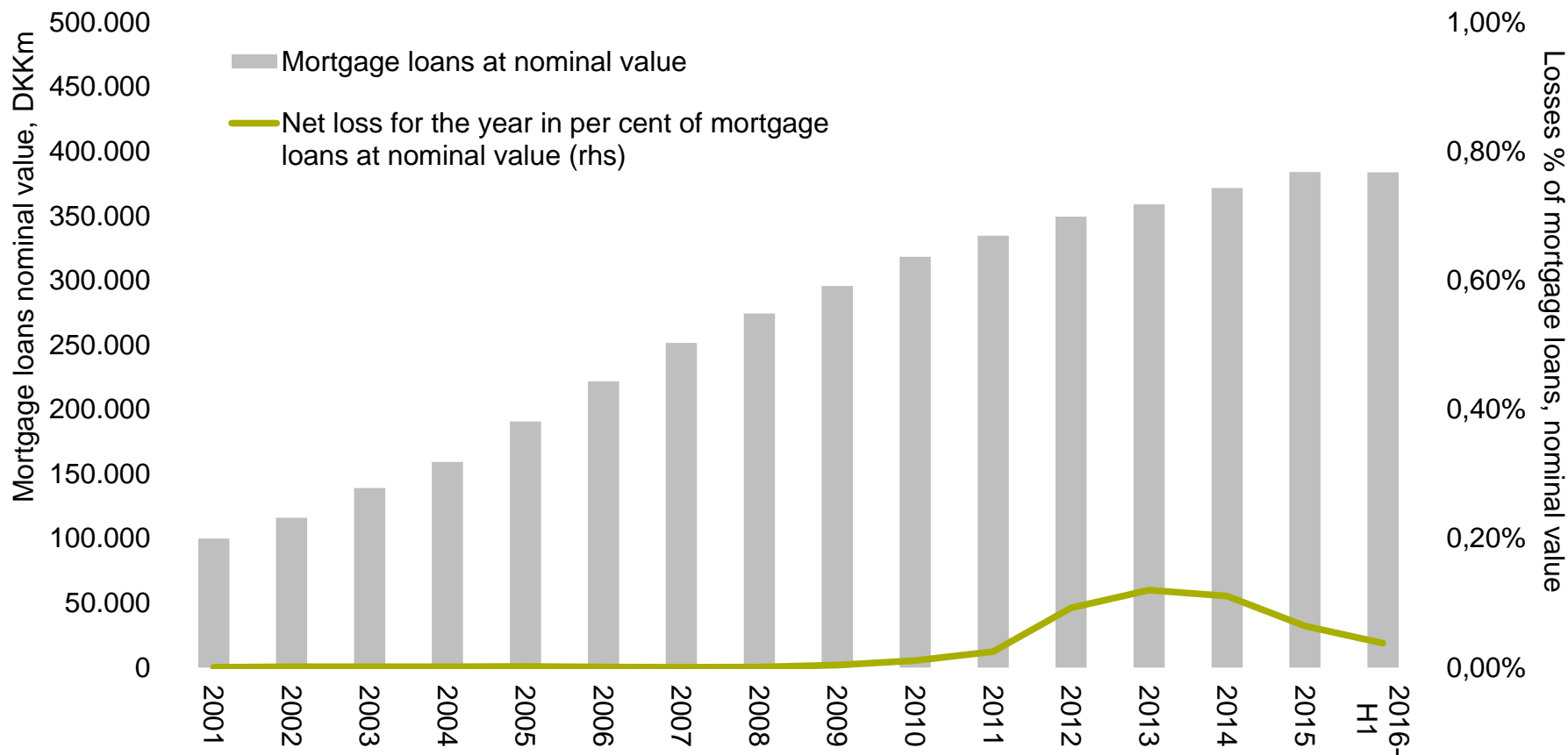


Total number of citizens 5.7m, April 1, 2015 – Source: Statistics Denmark

Asset quality - late payments by borrowers, 2016 Q1



Net losses in per cent of mortgage loans at nominal value



Nordea Kredit – LTV, loan-to-value 2016 Q2 *(2016 Q1)*

	LTV CC I & II		LTV CC I		LTV CC II	
	2016Q2	2016Q1	2016Q2	2016Q1	2016Q2	2016Q1
Owner occupied dwellings	70	70	69	69	70	70
Private rental housing	58	58	76	76	57	57
Commercial	53	54	47	48	53	54
Agriculture	50	50	48	47	50	50
Other properties	36	36	39	39	35	36
Total	64	64	64	65	64	64

- The figures are weighted averages for the respective property categories
- Please also see the information about Nordea Kredit at www.coveredbondlabel.com

Legislation

- Danish mortgage financing is regulated and supervised by the DFSA (Finanstilsynet): www.ftnet.dk
- Some legislation can be found in English at the DFSA's English website: <http://www.finanstilsynet.dk/en/Regler-og-praksis/Translated-regulations.aspx>
- All relevant legislation can be found in Danish at the DFSA's Danish website: <http://www.finanstilsynet.dk/da/Regler-og-praksis/Lovsamling.aspx>



DISCLAIMER – IMPORTANT NOTICE

This presentation and any information contained in this presentation or supplied in connection therewith, whether in writing or not, are provided for information purposes only. Nordea Bank AB (publ) including its subsidiaries ("Nordea") is not acting as your financial adviser or in any other fiduciary capacity and this presentation should not be treated as if Nordea is giving investment advice.

This presentation and any information contained in this presentation or supplied in connection therewith, whether in writing or not, do not constitute or form a part of, and should not be construed as, an offer, recommendation, advertisement of an offer or invitation to subscribe for or purchase any securities of any Nordea Group company anywhere in the world or a solicitation of any such offer, and shall neither form the basis of, or be relied on in connection with, any offer or commitment whatsoever.

Information contained in this presentation is derived from publicly available sources which Nordea believes are reliable, and includes market information based on data provided by third party sources identified herein and estimates, assessments, adjustments and judgments that are based on Nordea's experience and familiarity with the sectors in which it operates. Even though Nordea believes the third party sources to be reliable no independent verification has been made, consequently the correctness and completeness in the information can not be guaranteed. There is no assurance that such estimates, assessments and judgments are the most appropriate for making determinations relating to market information or that market information prepared by other sources will not differ materially from the market information included herein. This presentation contains forward-looking statements that reflect management's current views with respect to certain future events and potential financial performance. Although Nordea believes that the expectations reflected in such forward-looking statements are reasonable, no assurance can be given that such expectations will prove to have been correct. Accordingly, results could differ materially from those set out in the forward-looking statements as a result of various factors. Important factors that may cause such a difference for Nordea include, but are not limited to: (i) the macroeconomic development, (ii) change in the competitive climate, (iii) change in interest rate and foreign exchange rate levels and (iv) change in the regulatory environment and other governmental actions. This presentation does not imply that Nordea has undertaken to revise these forward-looking statements, beyond what is required by applicable law or applicable stock exchange regulations if and when circumstances arise that will lead to changes compared to the date when these statements were provided.

Neither Nordea nor any of its directors, officers, employees or advisors nor any other person makes any representation or warranty, express or implied, as to the accuracy or completeness of the information contained in this presentation. Neither Nordea nor any its directors, officers, employees or advisors nor any other person shall have any liability whatsoever for loss howsoever arising, directly or indirectly, from any use of this presentation.

This presentation (i) does not and will not constitute or include an invitation to tender for purchase or sale, an advertisement or an offer of any securities in circumstances which could qualify as a public offer (oferta pública) or as a private offer (oferta particular) pursuant to the Portuguese Securities Code (Código dos Valores Mobiliários) enacted by Decree Law no. 486/99, of 13 November, and published by Decree Law no. 357-A/2007 of 31 October, as amended from time to time and (ii) complies with all applicable laws and regulations of the Republic of Portugal.

You may not distribute this presentation, in whole or part, without our prior express written permission. This presentation is not for release, directly or indirectly, in or into Australia, Canada, Hong Kong, Japan or the United States of America.